

## Taking the course:

1. This module is divided into three sections. There will be course videos, handouts, and discussion board posts associated with each session, if applicable. You can take this course in English or in Spanish.

**Breast Cancer Survivorship (4 CEUs)**

Dashboard > My courses > Breast Cancer Survivorship

Turn editing on

Your progress

SEARCH FORUMS

LATEST ANNOUNCEMENTS

UPCOMING EVENTS

RECENT ACTIVITY

**Survivorship: Introduction and Prognosis**

- Pre-Test
- Introduction
- Definitions
- Challenges
- Handouts
- Discussion Board: Where would I turn?
- Myth or Fact Activity

**Supervivencia: Introducción y Pronóstico**

- Pre-Prueba
- Introducción y Pronóstico
- Follejos
- Foro de Discusión: ¿Dónde podría girar?
- Actividad de Mito o Realidad

2. Begin the class by watching the videos in each section. Open each video by clicking on its title. Click "Enter" to watch the video. If you would like to start over, please click on "Start a new attempt" icon. Please watch the videos in the order they are listed

## Introduction

Info Reports

Number of attempts allowed: Unlimited  
Number of attempts you have made: 1  
Grade for attempt 1: 0%  
Grading method: Highest attempt  
Grade reported: 0%

Mode:  Preview  Normal

Start a new attempt

Enter

- After watching the course videos, post in the discussion board(s) for the section, if applicable. Open the discussion board by clicking on the “Discussion Board” link.

### Survivorship: Introduction and Prognosis



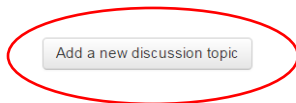
- To post in the discussion forum, select the “Add a new discussion topic” icon.

### Discussion Board: Where would I turn?

Please print the worksheet called: Where would I turn? found in the [handouts](#) folder in Moodle.

If you or someone you know has recently survived breast cancer, think about who you could turn to for support to help you deal with your concerns and emotions.

After completing the worksheet, please upload a picture of the activity sheet on this discussion board.



- Then, title your post in the “Subject” field and enter the text of your post in the “Message” field.

### Discussion Board: Where would I turn?

Please print the worksheet called: Where would I turn? found in the [handouts](#) folder in Moodle.

If you or someone you know has recently survived breast cancer, think about who you could turn to for support to help you deal with your concerns and emotions.

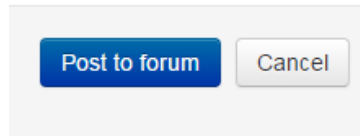
After completing the worksheet, please upload a picture of the activity sheet on this discussion board.

▼ Collapse all

Your new discussion topic

- You may also upload additional files as attachments.

- When finished writing, select the “Post to Forum” button.



- As a reminder, the number of CEUs for each course indicates how many hours it should take to complete the course. Since this is a 4.0 CEU course, the entire training is designed to be completed in four hours.
- If you have any questions and/or information to share with other CHWs or students taking the course, please post in the “Parking Lot Discussion Board” found at the top of the course home page. Open the discussion board by clicking on the “Parking Lot Discussion Board” link.

### Breast Cancer Survivorship (4 CEUs)

Dashboard > My courses > Breast Cancer Survivorship

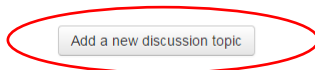
Your progress ?

- Announcements
- Anuncios
- Parking Lot Discussion Board**
- Estacionamiento del Foro de Discusión

- To post in the discussion forum, select the “Add a new discussion topic” icon.

### Parking Lot Discussion Board

Throughout the course, please post any additional questions about the course or information to share with other CHWs.



- Then, title your post in the “Subject” field and enter the text of your post in the “Message” field.

### Breast Cancer Survivorship (4 CEUs)

Dashboard > My courses > Breast Cancer Survivorship > General > Parking Lot Discussion Board

### Parking Lot Discussion Board

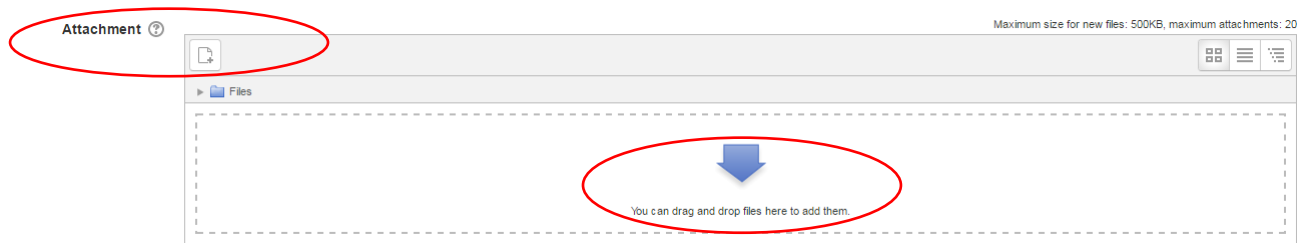
Throughout the course, please post any additional questions about the course or information to share with other CHWs.

Expand all

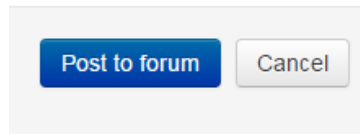
Your new discussion topic

A screenshot of a discussion board form. At the top, there is a "Subject" field with a red asterisk and a text input box. Below it is a "Message" field with a red asterisk and a rich text editor toolbar containing icons for bold, italic, list, link, and image. The "Subject" field and the toolbar are circled in red.

12. You may also upload additional files as attachments.



13. When finished writing, select the "Post to Forum" button.



14. Please make sure to also complete the pre-test (Section 1) and post-test (Section 3), and submit the evaluation (located in the "Handouts" folder in Section 3) in order to access your certificate of completion.

## Accessing your certificate:

1. Once you have watched the videos and passed the post-test, you will be able to view and download your certificate of completion. Click on the “Certificate of Completion” icon at the top of the course home page. You will not be able to access the certificate if you did not pass the post-test.

### Breast Cancer Survivorship (4 CEUs)

Dashboard ▶ My courses ▶ Breast Cancer Survivorship

Your progress ⓘ

Announcements

Anuncios

Parking Lot Discussion Board

Estacionamiento del Foro de Discusión

Breast Cancer Survivorship: Certificate of Completion

Not available unless any of:

- You achieve a required score in Post-Test
- You achieve a required score in Post-Prueba